

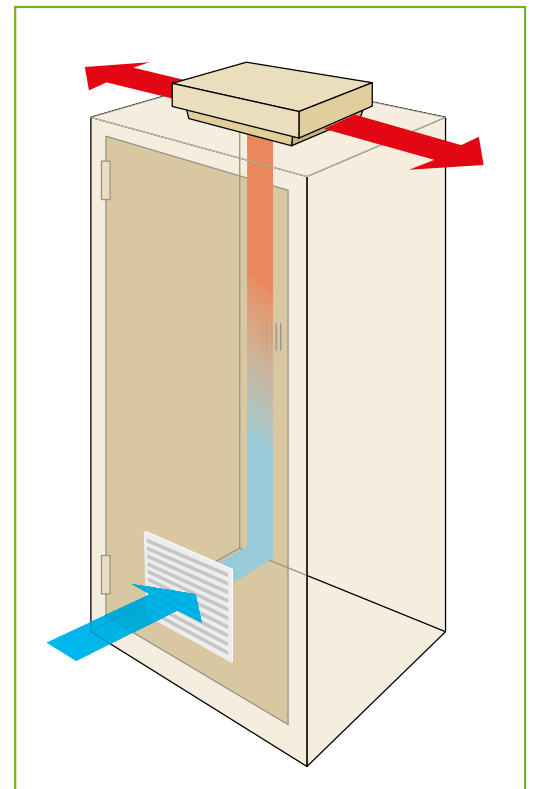


GENERAL CHARACTERISTICS

- Plastic base and sheet cover
- Fastening system without screws
- Air flow: 500 ... 1870 m³/h
- Solution available without fan
- Protection rating: IP43/Type1
- MTBF: 40,000 hours
- Radial fans with high external static pressure
- Other models (including IP54) available upon request.

NATURAL EXHAUST WITHOUT FANS			
		WITA190CW	WITA250CW
WIDTH/HEIGHT/DEPTH	MM	395x395x108	490x490x188
INTERNAL OPERATING TEMPERATURES	°C	-40/+60	-40/+60

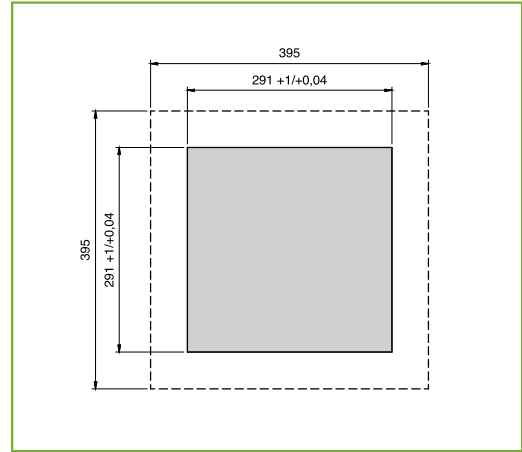
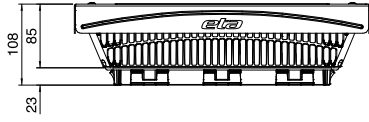
CODE COMPARISON		
NEW CODE	OLD CODE	GRID (WTSG)
WITV1922CW	WT200CW	1 x WTSG30
WITV1923CW	WT200VCW	1 x WTSG30
WITV8623CW	WT205CW	1 x WTSG30
WITV8611CW	WT205VCW	1 x WTSG30
WITV1423CW	WT210CW	2 x WTSG30
WITV2311CW	WT215CW	2 x WTSG30



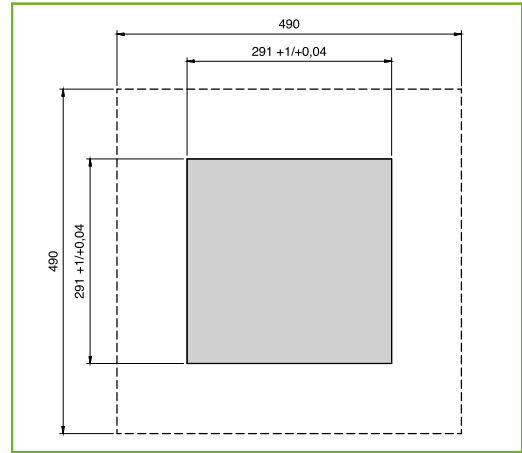
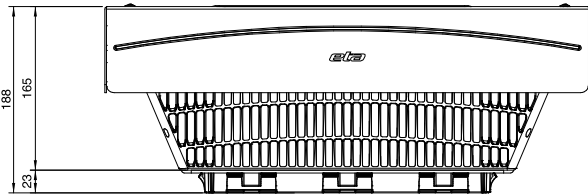
FORCED EXHAUST FANS							
		WITV1922CW	WITV1923CW	WITV8623CW	WITV8611CW	WITV1423CW	WITV2311CW
VOLTAGE/PHASE/FREQUENCY	V-ph-Hz	230-1-50/60	115-1-50/60	230-1-50/60	115-1-50/60	230-1-50/60	230-1-50/60
WIDTH/HEIGHT/DEPTH	MM	395x395x112	395x395x112	395x395x112	395x395x112	490x490x191	490x490x191
FAN AIR FLOW, FREE VENT	M ³ /h	540/575	555	800/810	785	1425/1520	1870
FAN AIR FLOW	M ³ /h	460/495	475	615/625	600	1310/1405	1520
ABSORBED POWER	W	52/65	70	88/116	108	230/340	168
ABSORBED CURRENT	A	0,21/0,29	0,61	0,37/0,49	0,9	0,85/1,15	1,4/1,4
T FUSES	A	1	2	1	2	2	2
INTERNAL OPERATING TEMPERATURES	°C	-25/+55	-25/+55	-25/+55	-25/+55	-25/+55	-25/+55
NOISE	dB(A)	80	80	80	80	82	82

Thermal

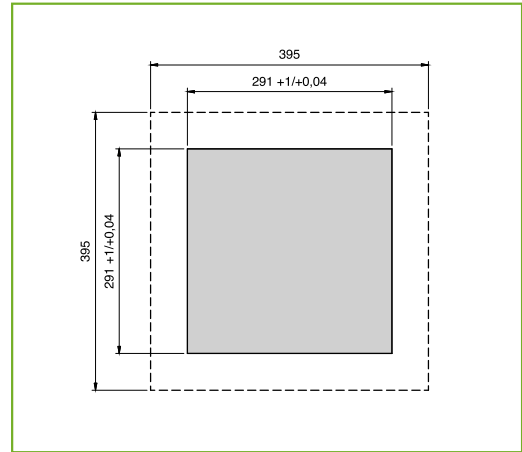
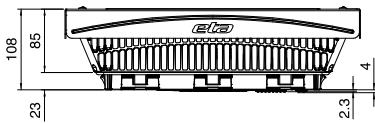
WITA190CW



WITA250CW



WITV1922CW - WITV1923CW - WITV8623CW - WITV8611CW



WITV1423CW - WITV2311CW

